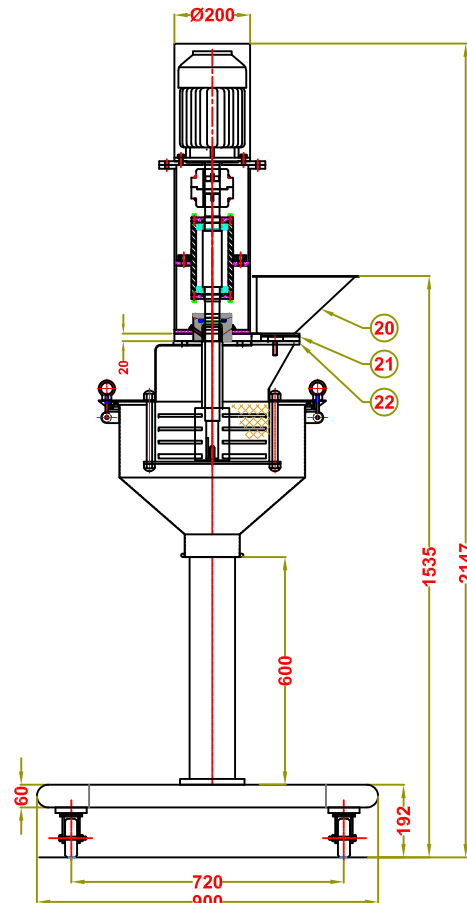
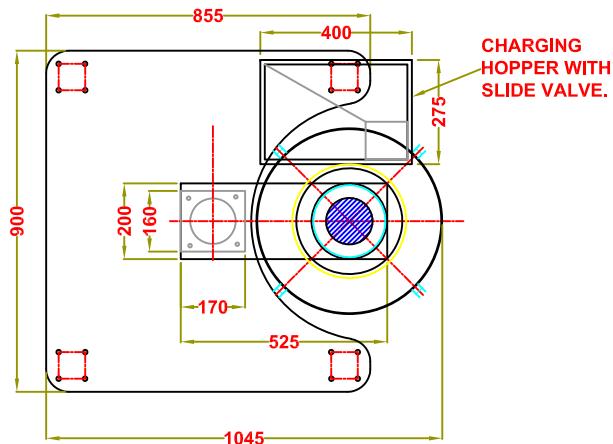


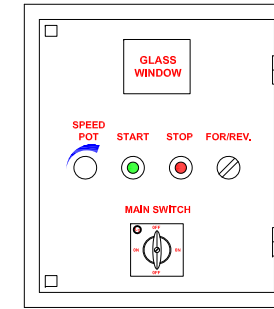
ELEVATION



FRONT VIEW



PLAN



CONTROL PANEL WITH VFD

23.	CONTROL PANEL WITH VFD	1	S.S.BODY
22.	GASKET FOR INTERMEDIATE HOPPER.	1	SILICON
21.	GASKET FOR CHARGING HOPPER.	1	SILICON
20.	CHARGING HOPPER WITH SLIDE VALVE.	1	S.S.316
19.	CASTOR WHEELS WITH LOCKABLE (4" x 1.5")	1	PU.COATED
18.	CASTOR WHEELS (4" x 1.5")	1	PU.COATED
17.	BASE	1	S.S.304
16.	FLANGE (Ø200 x 15THK)	1	S.S.304
15.	PIPE (Ø120 x 15THK x 1140L)	1	S.S.304
14.	FLANGE PLATE (150 x 170)	1	S.S.304
13.	STOOL MOUNTED PLATE (160 x 610)	1	M.S.
12.	MOTOR 3HP. 1440 RPM/TEFC, 415V,	1	STD
11.	MOTOR COVER	1	S.S.304
10.	LOVEJOY COUPLING	1	STD
9.	BEARING HOUSING	1	S.S.304
8.	PIPE FOR STOOL (Ø200x5THK)	1	S.S.304
7.	GLAND HOUSING	1	S.S.316
6.	SHAFT	1	S.S.316
5.	INTERMEDIATE HOPPER	1	S.S.316
4.	BEATER	1	S.S.316
3.	BLADES IMPACT EDGE-SWINGING/KNIFE.	12	S.S.316
2.	HOLDING PLATE LOCATION STUD.	2	S.S.316
1.	DISCHARGE HOPPER	1	S.S.316
Sr.No	DESCRIPTION	Qty.	MATERIAL

MULTI MILL